



**Tampereen Urheiluampujat ry**

**Asemakuvaukset TaU Action Air L2 Kevätkisa 2024**

**Pistooli ja kivääri**

**La 23.3. - Su 24.3.2024**

**Aikataulu LA**

11:30-12:00 Ilmoittautuminen ryhmät 7-9, **PM**  
12.00-15:00 Ryhmät 7, 8, 9 (rifle)

**Aikataulu SU**

08.30-09.00 Ilmoittautuminen ryhmät 1-3, **MM**  
09.00-12.00 Ryhmät 1, 2, 3 (rifle)  
12.30-13.00 Ilmoittautuminen ryhmät 4-6, **MM**  
13.00-16.00 Ryhmät 4, 5, 6 (rifle)

Kilpailun johtaja: Mikko Sävilähti

Ratamestari: Antti Syrjä

Tulostoimisto: Nelli Palmio

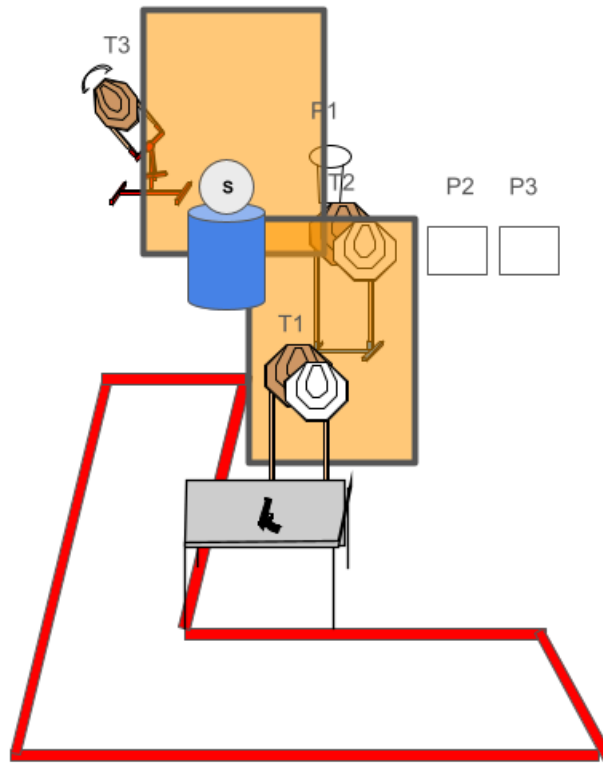
Ratatuomarit: Miro Välimäki

Jesse Nio

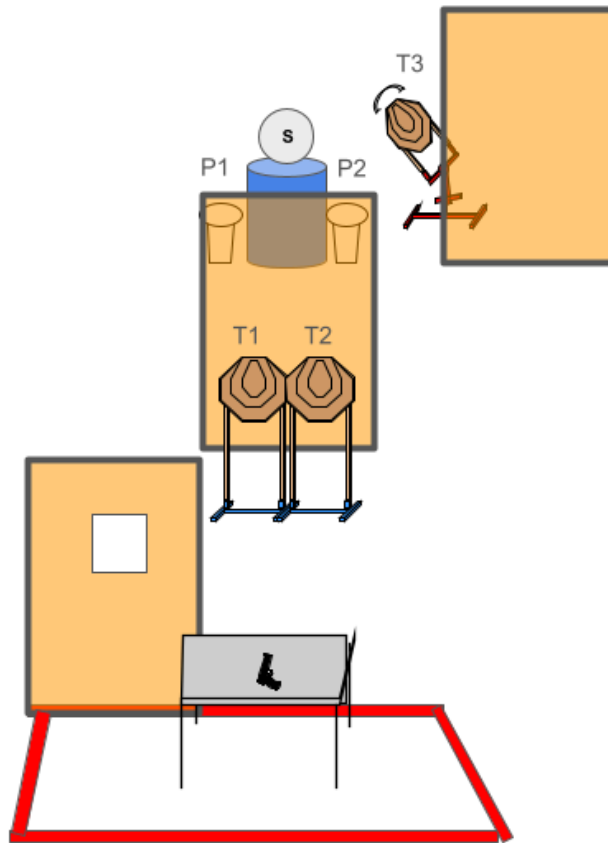
Joona Haavisto

Mikko Rintala

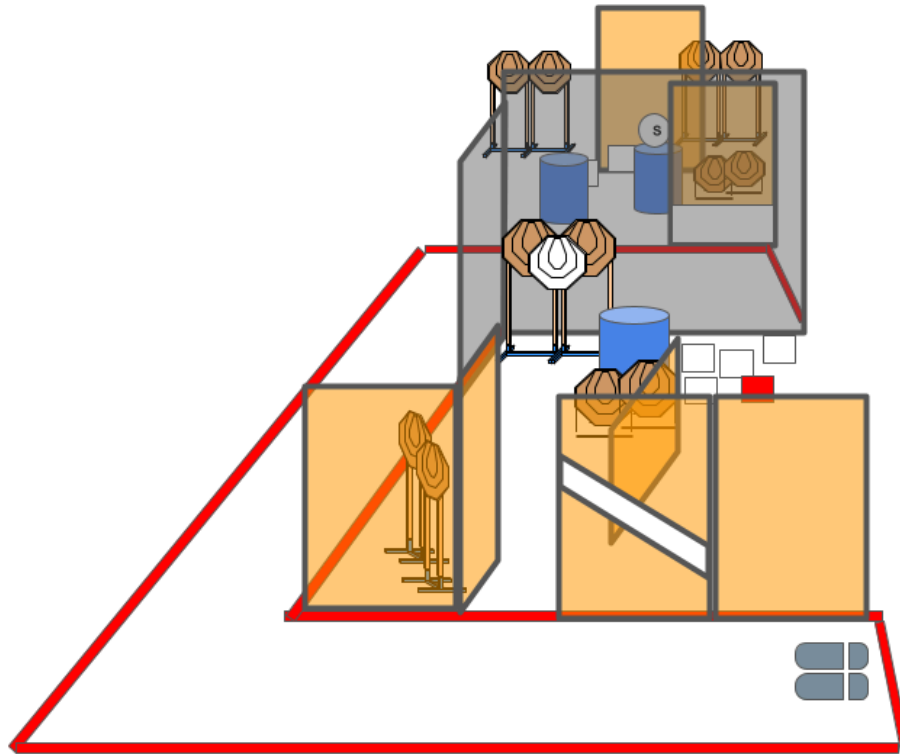
Lilian Telanne



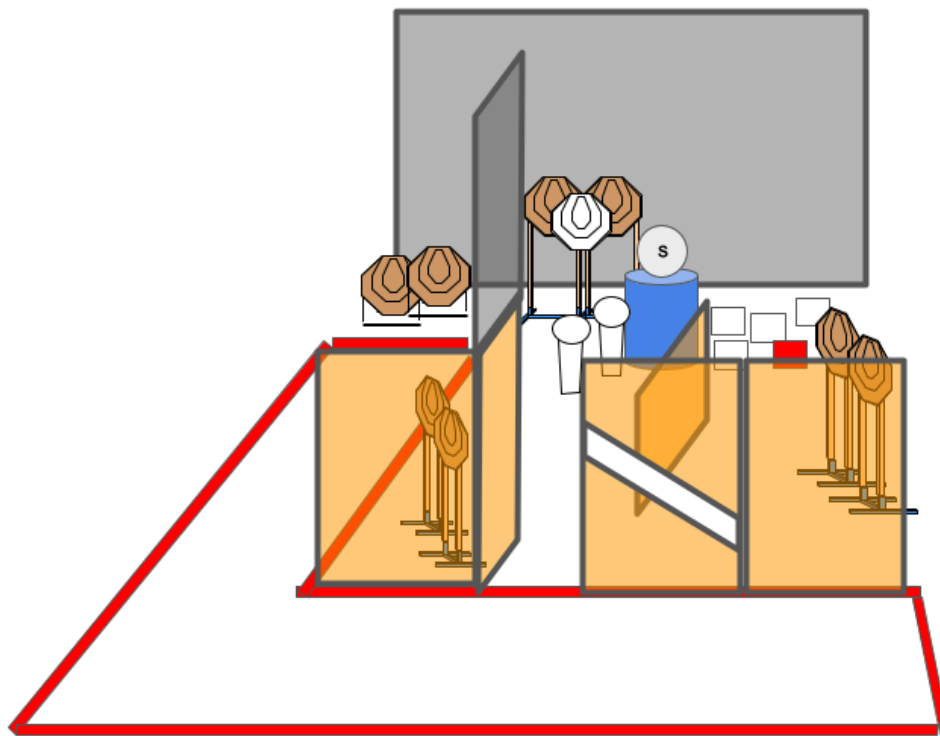
Stage 1 - Short	
Targets	3x IPSC Action air targets 1x IPSC Action Air Popper 2x IPSC Action Air Falling Plate No shoot target(s) 1x IPSC Action Air Stop Plate
Number of projectiles to be scored	9
Max Points	45
Handgun ready condition	Loaded on the table as marked and instructed
Rifle ready condition	Option 1, on the table as marked and instructed
Start Position	Normal standing
Time starts	Audible signal
Time stops	Stop plate
Procedure	At the audible signal, engage targets using <b>weak hand only (N/A with Rifle)</b> . A shot over fixed walls will be considered as a shot to unsafe direction
Safety angles	90 degrees in all directions
Notes	Popper P1 activates the target T3 on the swinger



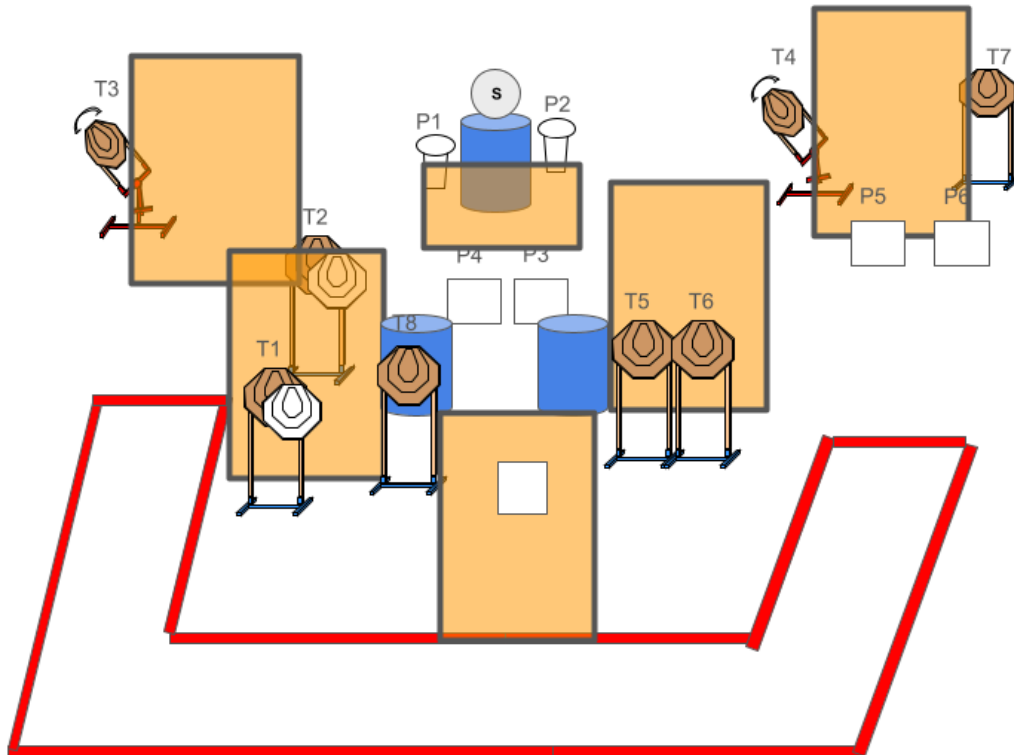
Stage 2 - Short	
Targets	3x IPSC Action air Target 2x IPSC Action Air Popper 1x IPSC Action Air Stop Plate
Number of projectiles to be scored	8
Max Points	40
Handgun ready condition	Unloaded on the table as marked and instructed. All the magazines to be used on the table.
Rifle ready condition	Option 3, on the table as marked and instructed.
Start Position	Normal standing
Time starts	Audible signal
Time stops	Stop plate
Procedure	At the audible signal, engage targets.
Safety angles	90 degrees in all directions. A shot over fixed walls will be considered as a shot to unsafe direction.
Notes	Popper P1 activates the target T3 on the swinger



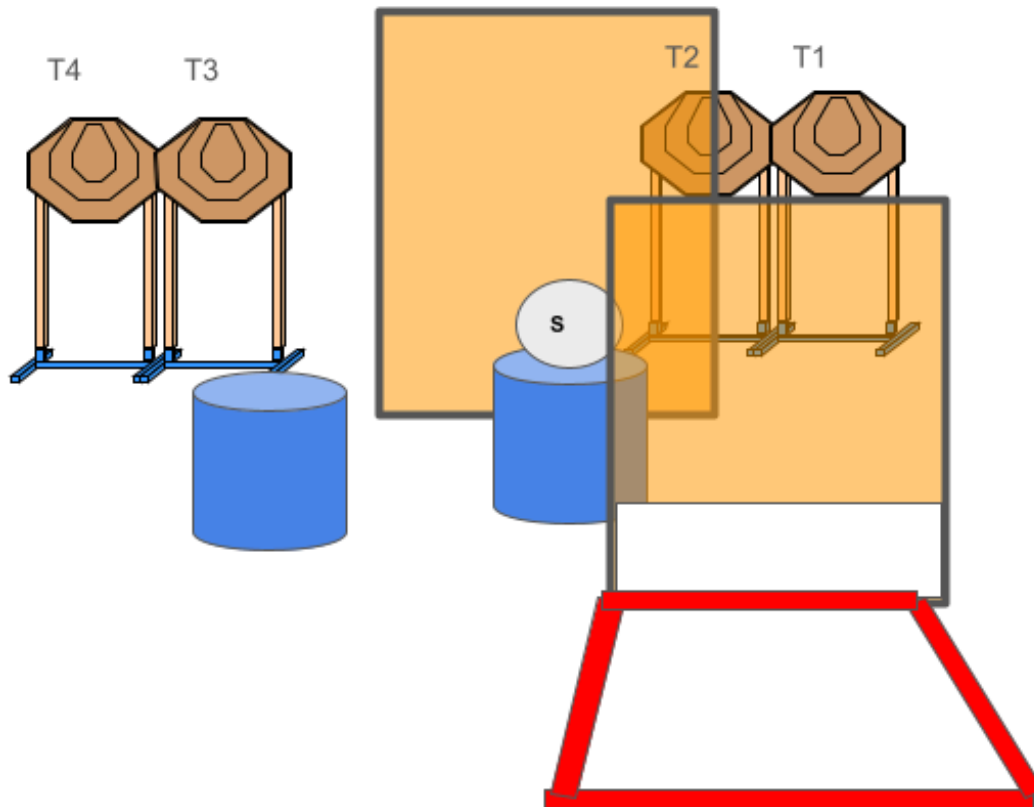
Stage 3 - Long	
Targets	6x IPSC Action air Target 6x IPSC Action air Micro target 6x IPSC Action Air Falling Plate 1x IPSC Action Air Stop Plate No shoot target(s) No shoot plate(s)
Number of projectiles to be scored	30
Max Points	150
Handgun ready condition	Loaded, holstered
Rifle ready condition	Option 1
Start Position	Normal standing on demarcated area feet on the marks, as demonstrated.
Time starts	Audible signal
Time stops	Stop plate
Procedure	At the audible signal, engage targets.
Safety angles	Extended, marked with red markings and demonstrated. A shot over fixed walls will be considered as a shot to unsafe direction.
Notes	



Stage 4 - Medium	
Targets	8x IPSC Action air Target 4x IPSC Action Air Falling Plate 2x IPSC Action Air Popper 1x IPSC Action Air Stop Plate No shoot target(s) No shoot plate(s)
Number of projectiles to be scored	22
Max Points	110
Handgun ready condition	Loaded, holstered
Rifle ready condition	Option 1
Start Position	Normal standing on demarcated area.
Time starts	Audible signal
Time stops	Stop plate
Procedure	At the audible signal, engage targets.
Safety angles	Extended, marked with red markings and demonstrated. A shot over fixed walls will be considered as a shot to unsafe direction.
Notes	



Stage 5 - Medium	
Targets	8x IPSC Action air Target 4x IPSC Action Air Falling Plate 2x IPSC Action Air Popper 1x IPSC Action Air Stop Plate No shoot target(s)
Number of projectiles to be scored	22
Max Points	110
Handgun ready condition	Loaded, holstered
Rifle ready condition	Option 1
Start Position	Normal standing on demarcated area.
Time starts	Audible signal
Time stops	Stop plate
Procedure	At the audible signal, engage targets.
Safety angles	90 degrees in all directions. A shot over fixed walls will be considered as a shot to unsafe direction.
Notes	Popper P1 activates the target T4 on the swinger Popper P2 activates the target T3 on the swinger



Stage 6 - Short	
Targets	4x IPSC Action air Micro targets 1x IPSC Action Air Stop Plate
Number of projectiles to be scored	8
Max Points	40
Handgun ready condition	Loaded, holstered
Rifle ready condition	Option 1
Start Position	Normal standing on demarcated area.
Time starts	Audible signal
Time stops	Stop plate
Procedure	At the audible signal, engage targets.
Safety angles	90 degrees in all directions. A shot over fixed walls will be considered as a shot to unsafe direction.
Notes	

## Huomioitavaa

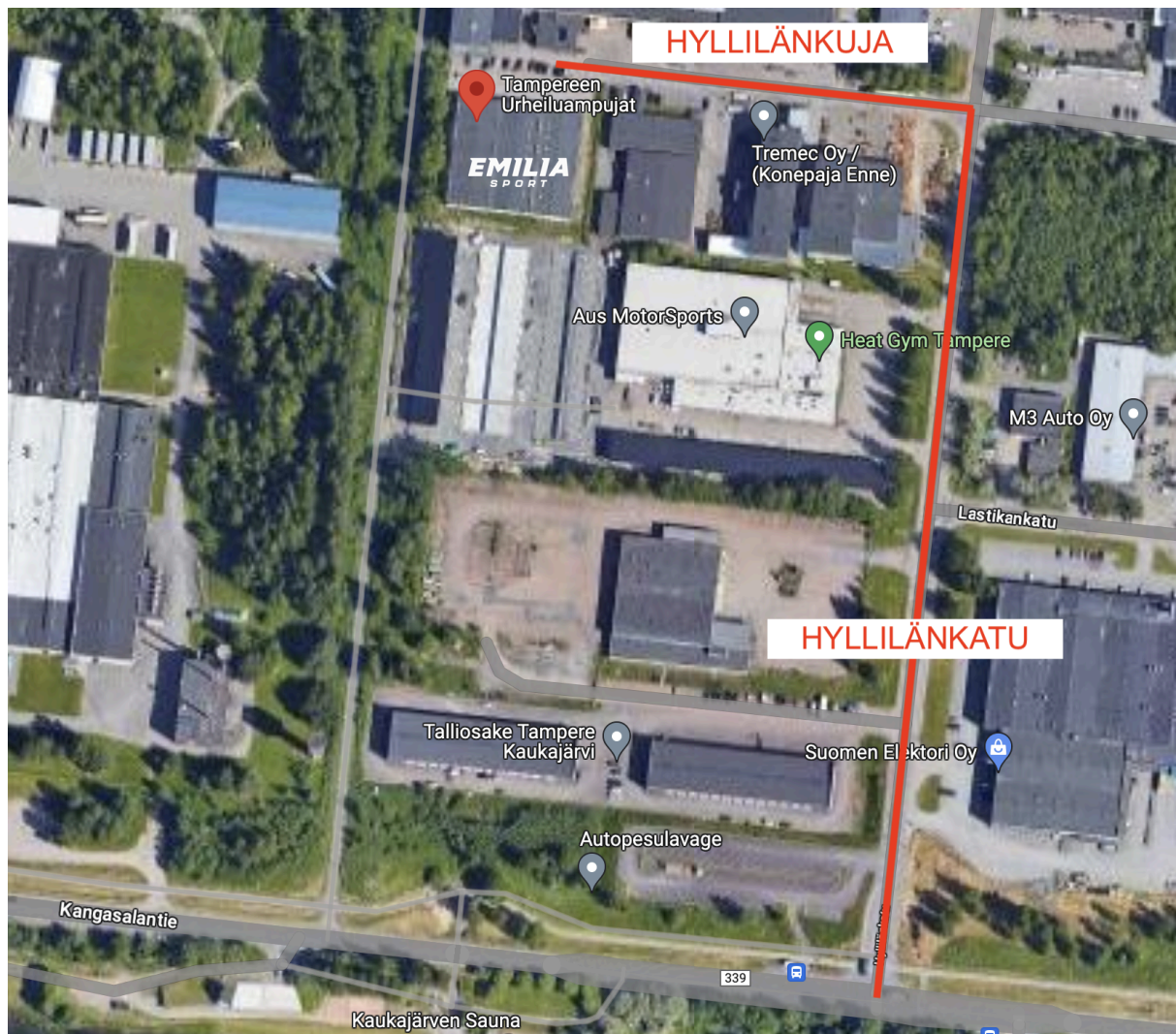
Sisälämpötila radalla riippuu vahvasti ulkolämpötilasta. Talvella lämpötila on ollut n. 13-15 astetta.

## Saapumisohjeet

Osoitteemme on Hyllilänkuja 7, 33730 Tampere

Google Maps -linkki: <https://maps.app.goo.gl/kAX2XhPr6ZjiQNFm8>

Seuraa Emilia Sport:n kylttejä.



Pysäköintipaikkoja löytyy aivan kujan päästä läheltä sisäänkäynti.



## Palveluja lähellä:

McDonald's Kaukajärvi, n. 1,8km.

K-Supermarket Kaukajärvi, n. 2,2km.

Prisma Kangasala, n. 5km.

Lähimmät sähköauton pikalatausmahdollisuudet:

- McDonald's Kaukajärvi, 4kpl 200kW CCS (Recharge), n. 1.8km
- S-Market Kaukajärvi, 3kpl 100kW CCS (ABC-lataus), n. 2,5km