

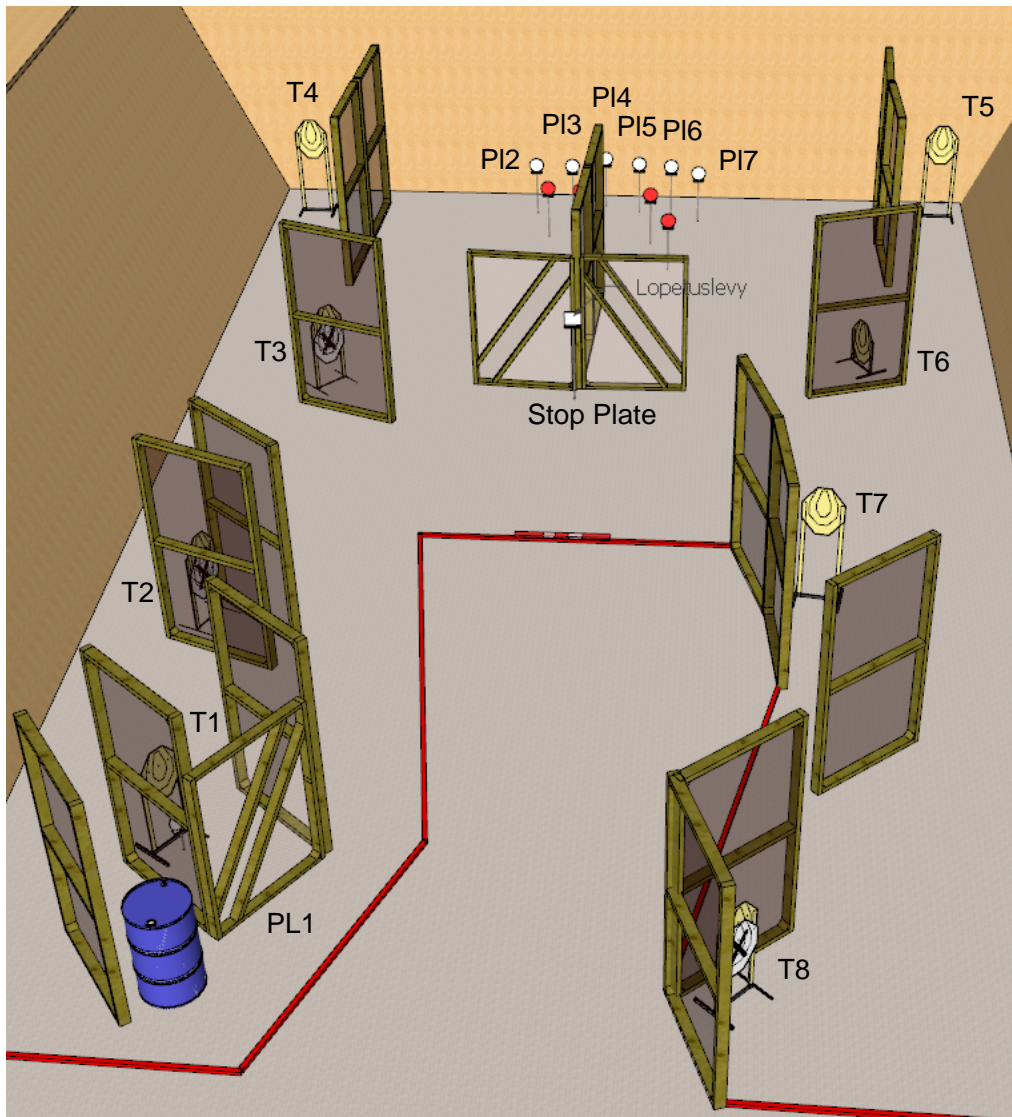
# **IPSC ACTION AIR SM 2022 • SALO**

## **STAGES**

## Contents

Stage 1, medium, Bay 1	2
Stage 2, short, Bay 2	3
Stage 3, Short, Bay 3	4
Stage 4, Long, Bay 6	5
Stage 5, Short, Bay 5	6
Stage 6, Medium, Bay 4	7
Stage 7, Long, Bay 1	8
Stage 8, Short, Bay 2	9
Stage 9, Medium, Bay 3	10
Stage 10, Medium, Bay 6	11
Stage 11, Short, Bay 5 (Strong hand only)	12
Stage 12, Short, Bay 4 (Weak hand only, one shot per target to be scored)	13

Stage 1, medium, Bay 1



Targets:

- 8 x IPSC Action Air targets
- 3 x IPSC Action Air N/S targets
- 7 x IPSC Action Air Falling Plates
- 4 x IPSC Action Air N/S Falling Plates
- Action Air Stop Plate (Lopetuslevy)

Number of projectiles to be scored:

23 projectiles, 115 points

Handgun Ready Condition:

Gun loaded and holstered

Start Position:

Normal standing, facing downrange, toes touching marks on the front fault line

Time Start:

Audible

Time Stops:

Stop Plate

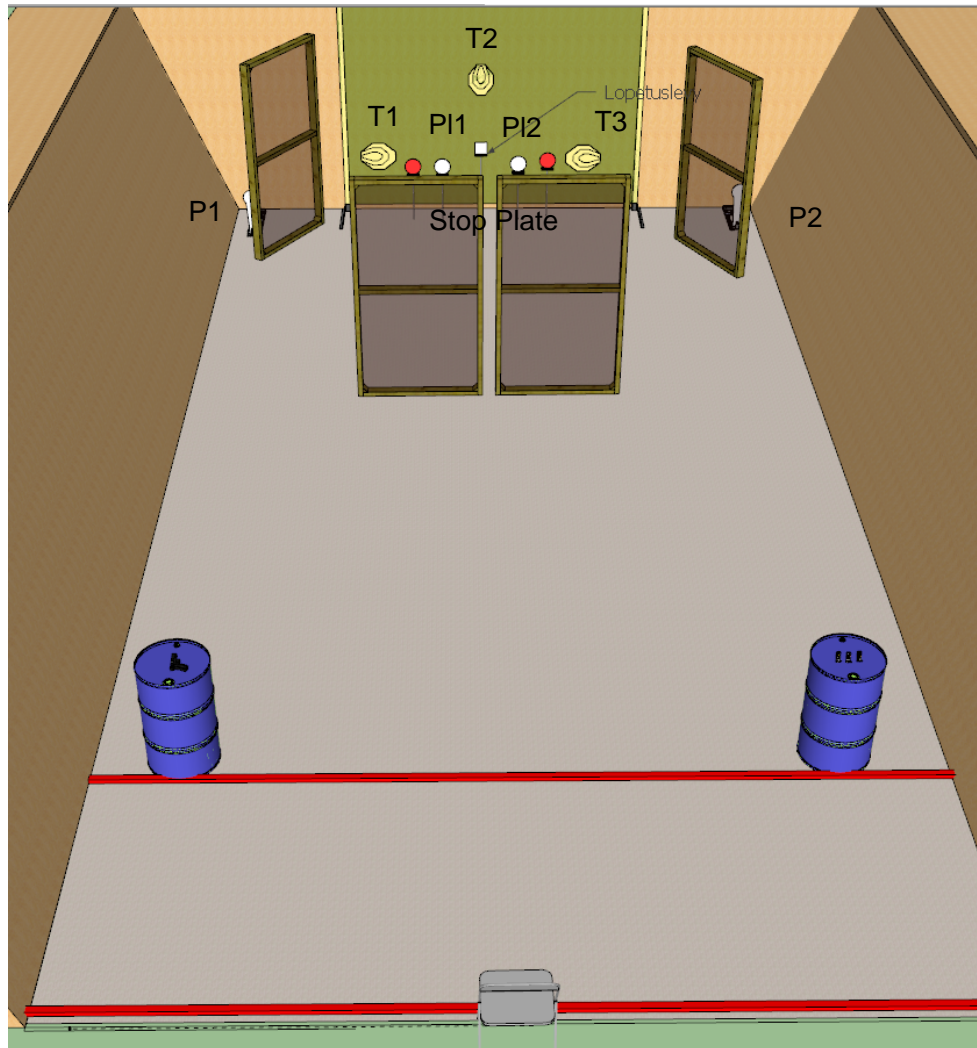
Location of Stop Plate:

In front of the back wall

Procedure:

At the start signal, engage Targets from the demarcated area

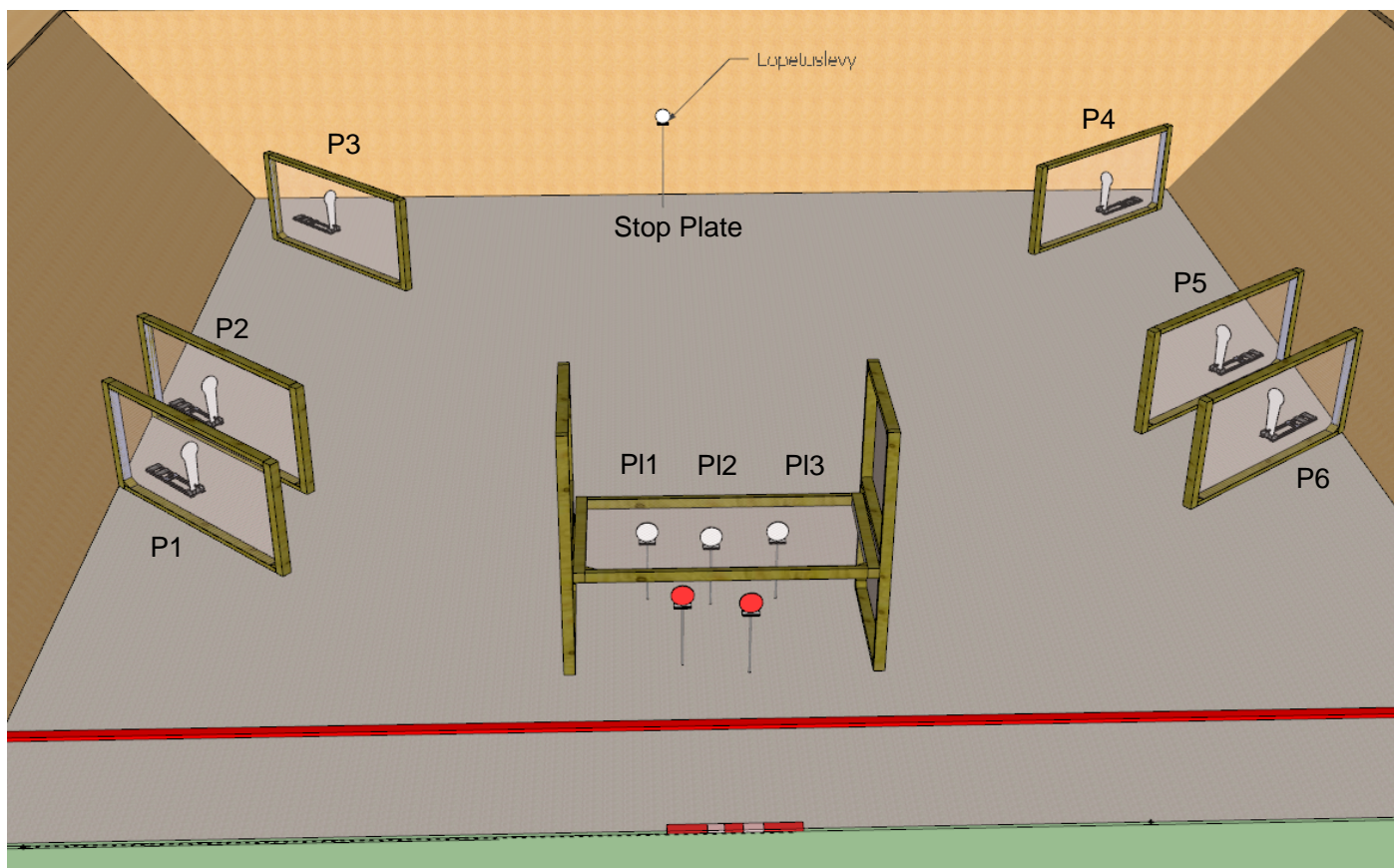
Stage 2, short, Bay 2



- |                                     |  |
|-------------------------------------|--|
| Targets:                            | 3 x IPSC Action Air targets<br>2 x IPSC Action Air Mini Poppers<br>2 x IPSC Action Air Falling Plates<br>2 x IPSC Action Air N/S Falling Plates<br>Action Air Stop Plate (Lopetuslevy) |
| Number of projectiles to be scored: | 10 projectiles, 50 points  |
| Handgun Ready Condition:            | Unloaded gun on one barrel, slide on the mark, all magazines used on the other barrel  |
| Start Position:                     | Sitting on the chair, hands on knees   |
| Time Start:                         | Audible  |
| Time Stops:                         | Stop Plate   |
| Location of Stop Plate:             | At the middle of the back wall   |
| Procedure:                          | Upon audible signal, shoot the targets from the demarcated area  |



## Stage 3, Short, Bay 3



### Targets:

6 x IPSC Action Air Mini Poppers  
 3 x IPSC Action Air Falling Plates  
 2 x IPSC Action Air N/S Falling Plates  
 Action Air Stop Plate (Lopetuslevy)

### Number of projectiles to be scored:

9 projectiles, 45 points

### Handgun Ready Condition:

Gun holstered, magazine inserted, barrel empty

### Start Position:

Standing toes touching the marks, wrists over shoulder facing uprange

### Time Start:

Audible

### Time Stops:

Stop Plate

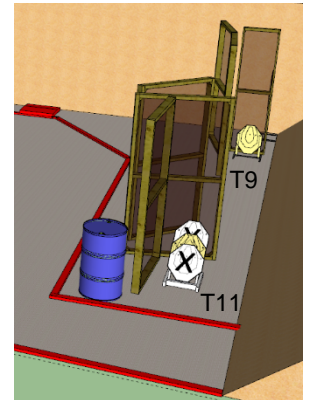
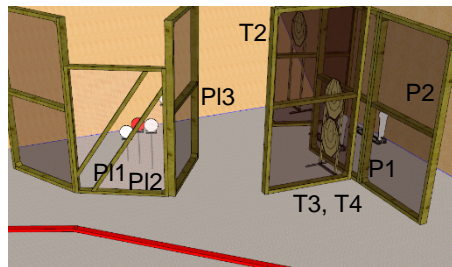
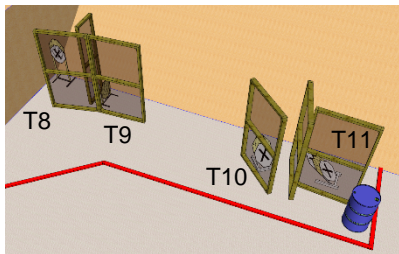
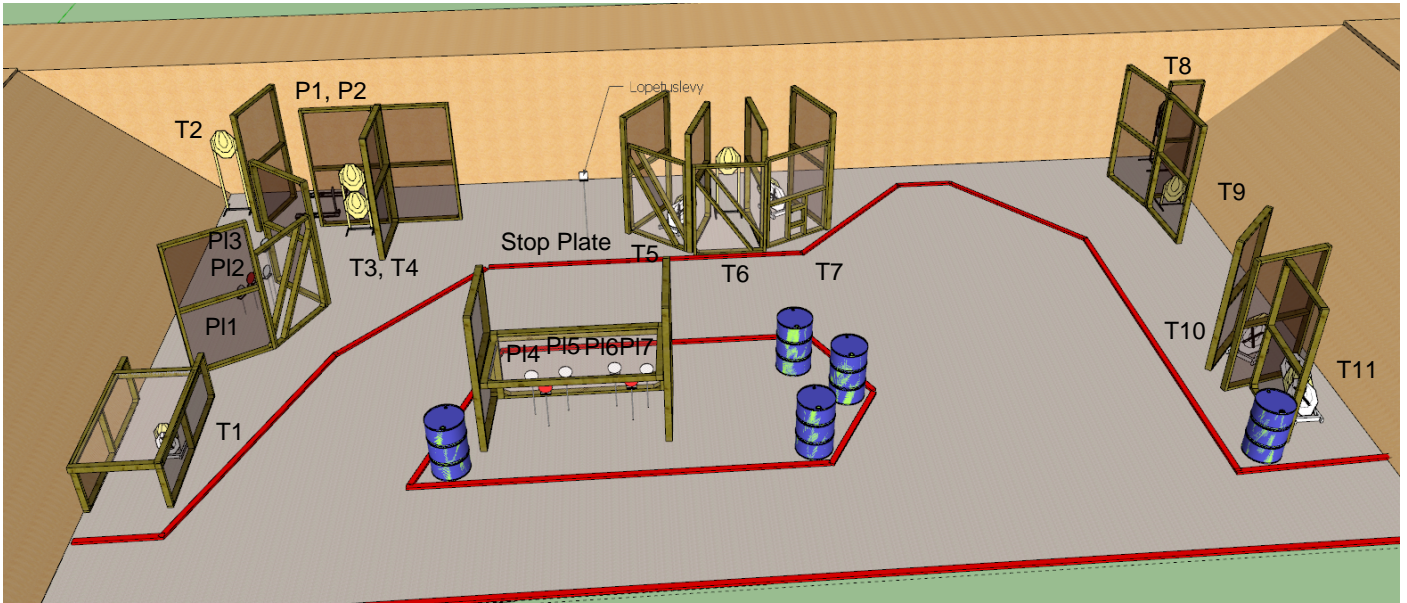
### Location of Stop Plate:

At the middle of the back wall

### Procedure:

Upon audible signal, shoot the targets from the demarcated area

Stage 4, Long, Bay 6



Targets:

- 11 x IPSC Action Air targets
- 6 x IPSC Action Air N/S targets
- 2 x IPSC Action Air Mini Poppers
- 7 x IPSC Action Air Falling Plates
- 3 x IPSC Action Air N/S Falling Plates
- Action Air Stop Plate (Lopetuslevy)

Number of projectiles to be scored:

31 projectiles, 155 points

Handgun Ready Condition:

Gun loaded and holstered

Start Position:

Normal standing anywhere inside the demarcated area

Time Start:

Audible

Time Stops:

Stop Plate

Location of Stop Plate:

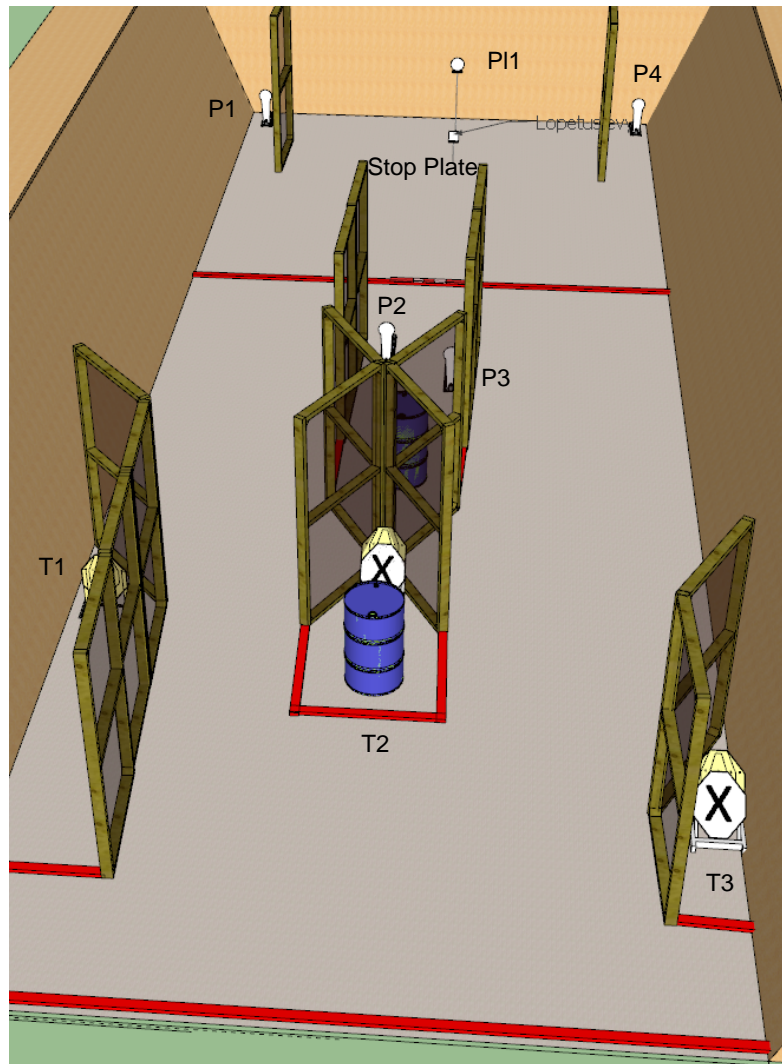
On the left side of the group of targets at the middle of the back wall

Procedure:

Upon audible signal, shoot the targets from the demarcated area



Stage 5, Short, Bay 5



Targets:

- 3 x IPSC Action Air targets
- 2 x IPSC Action Air N/S targets
- 4 x IPSC Action Air Mini Poppers
- 1 x IPSC Action Air Falling Plate
- Action Air Stop Plate (Lopetuslevy)

Number of projectiles to be scored:

11 projectiles, 55 points

Handgun Ready Condition:

Gun loaded and holstered

Start Position:

Normal standing, toes touching marks at front fault line

Time Start:

Audible

Time Stops:

Stop Plate

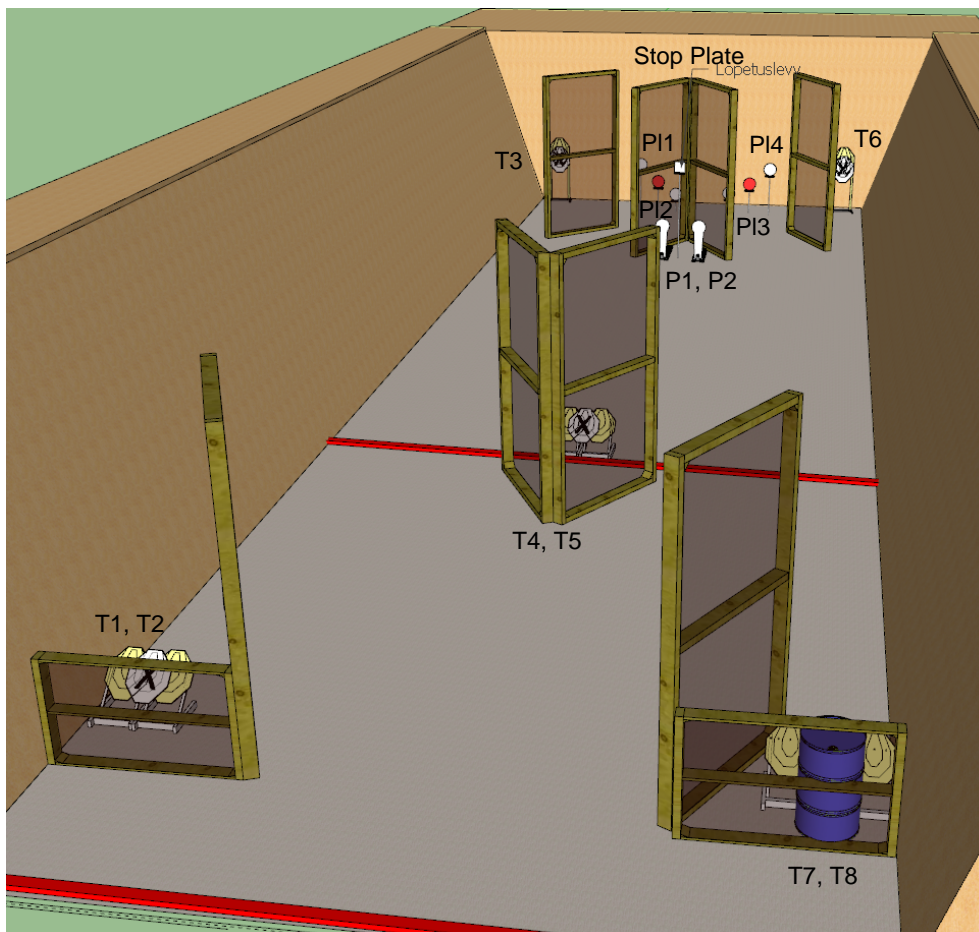
Location of Stop Plate:

At the middle of the back wall

Procedure:

Upon audible signal, shoot the targets from the demarcated area

Stage 6, Medium, Bay 4



Targets:

- 8 x IPSC Action Air targets
- 4 x IPSC Action Air N/S targets
- 2 x IPSC Action Air Mini Poppers
- 4 x IPSC Action Air Falling Plates
- 2 x IPSC Action Air N/S Falling Plates
- Action Air Stop Plate (Lopetuslevy)

Number of projectiles to be scored: 22 projectiles, 110 points

Handgun Ready Condition: Gun loaded and holstered

Start Position: Normal standing anywhere inside the demarcated area

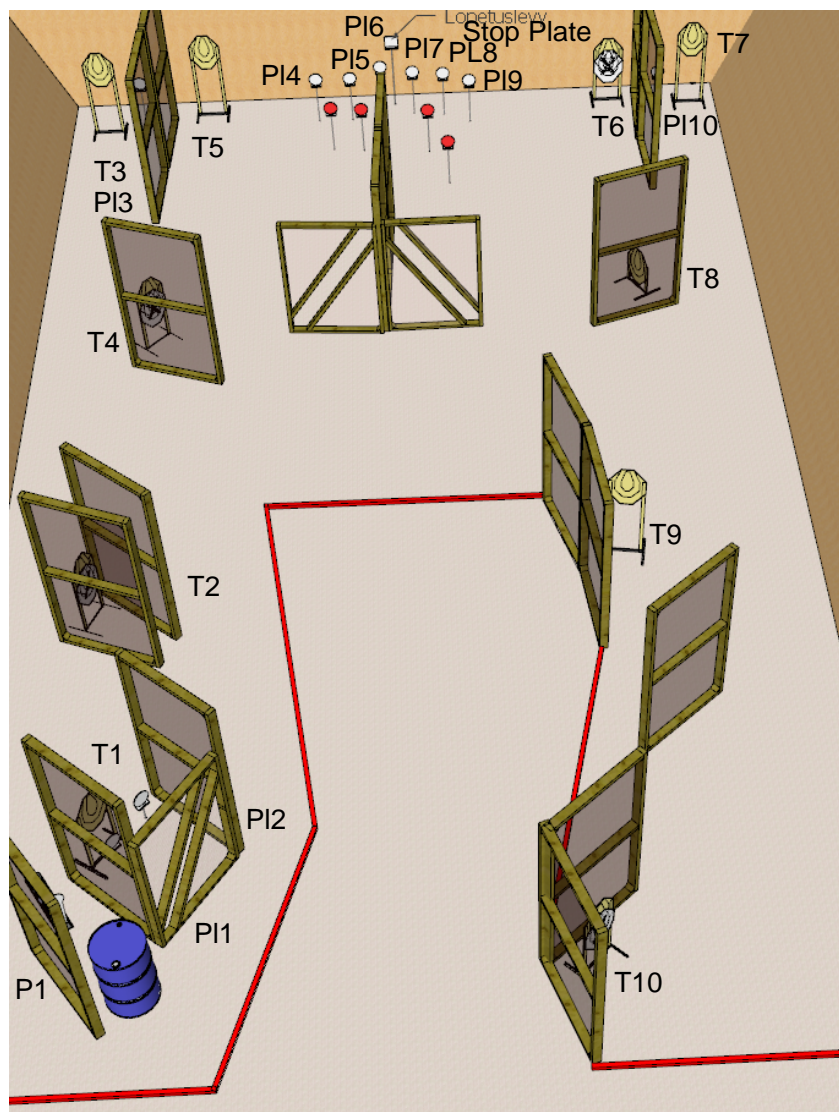
Time Start: Audible

Time Stops: Stop Plate

Location of Stop Plate: At the middle of the back wall

Procedure: Upon audible signal, shoot the targets from the demarcated area

## Stage 7, Long, Bay 1



**Targets:**

- 10 x IPSC Action Air targets
- 4 x IPSC Action Air N/S targets
- 1 x IPSC Action Air Mini Popper
- 10 x IPSC Action Air Falling Plates
- 4 x IPSC Action Air N/S Falling Plates
- Action Air Stop Plate (Lopetuslevy)

Number of projectiles to be scored:

31 projectiles, 155 points

Handgun Ready Condition:

Gun loaded and holstered

Start Position:

Normal standing anywhere inside the demarcated area

Time Start:

Audible

Time Stops:

Stop Plate

Location of Stop Plate:

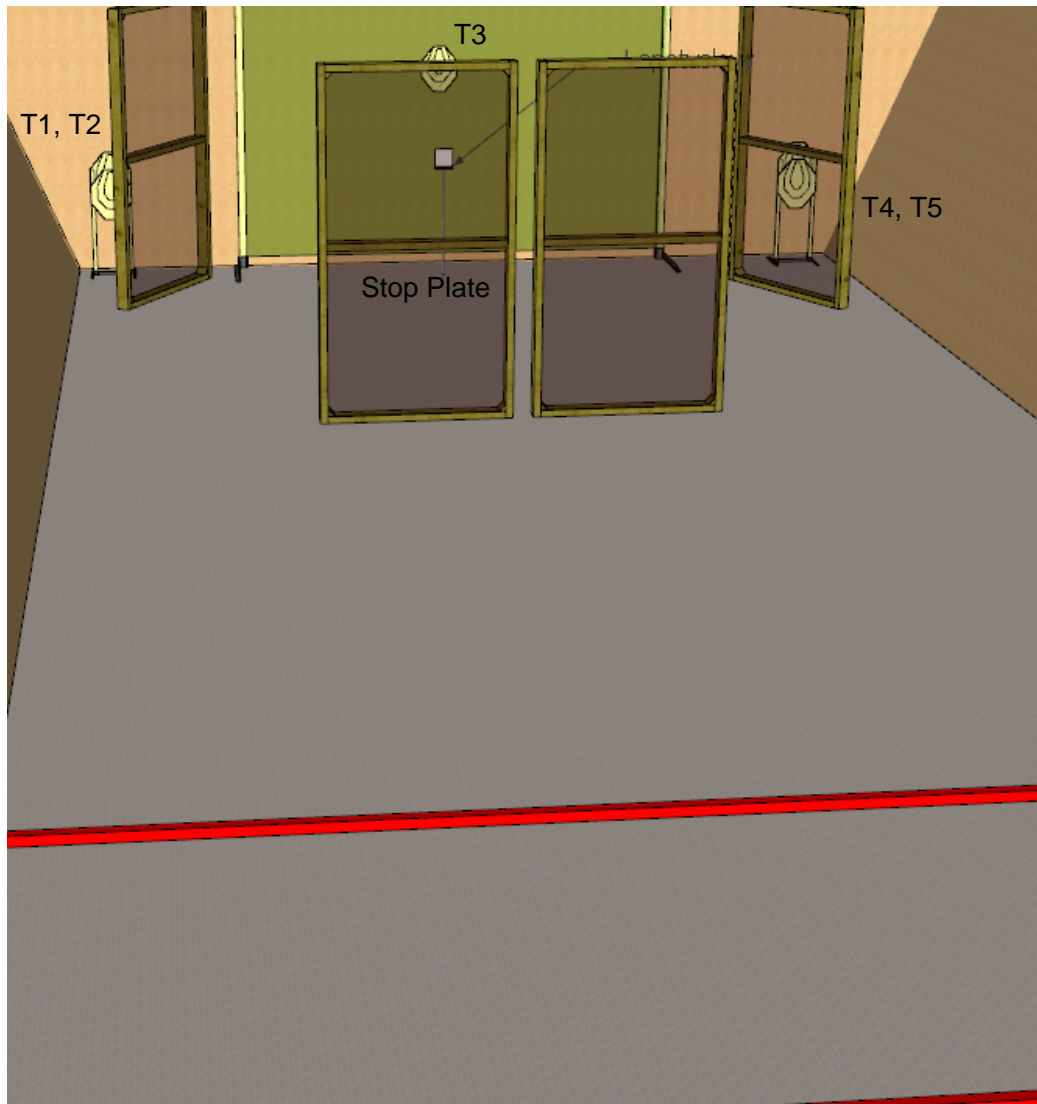
At the middle of the back wall

Procedure:

Upon audible signal, shoot the targets from the demarcated area

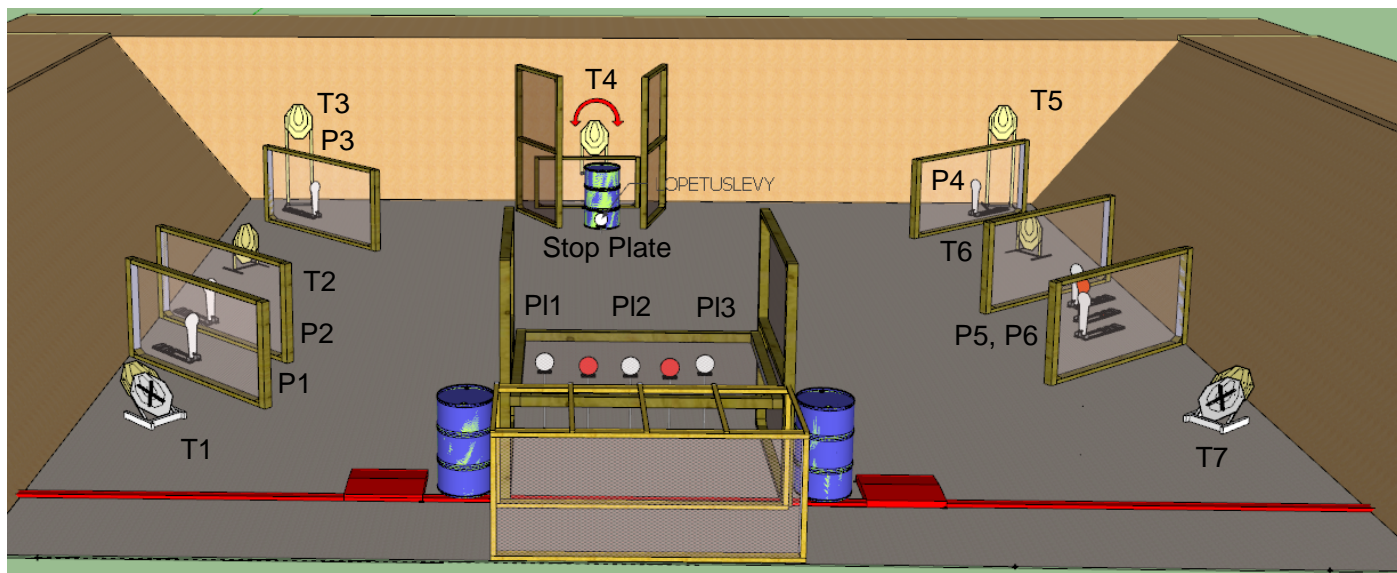


## Stage 8, Short, Bay 2



Targets:	5 x IPSC Action Air targets Action Air Stop Plate (Lopetuslevy)
Number of projectiles to be scored:	10 projectiles, 50 points
Handgun Ready Condition:	Gun loaded and holstered
Start Position:	Normal standing anywhere inside the demarcated area
Time Start:	Audible
Time Stops:	Stop Plate
Location of Stop Plate:	At the middle of the back wall
Procedure:	Upon audible signal, shoot the targets from the demarcated area

## Stage 9, Medium, Bay 3



### Targets:

7 x IPSC Action Air targets  
 2 x IPSC Action Air N/S targets  
 6 x IPSC Action Air Mini Poppers  
 1 x IPSC Action Air N/S Mini Popper  
 3 x IPSC Action Air Falling Plates  
 2 x IPSC Action Air N/S Falling Plates  
 Action Air Stop Plate (Lopetuslevy)

Number of projectiles to be scored: 23 projectiles, 115 points

Handgun Ready Condition: Gun loaded and holstered

Start Position: Normal standing anywhere inside the demarcated area

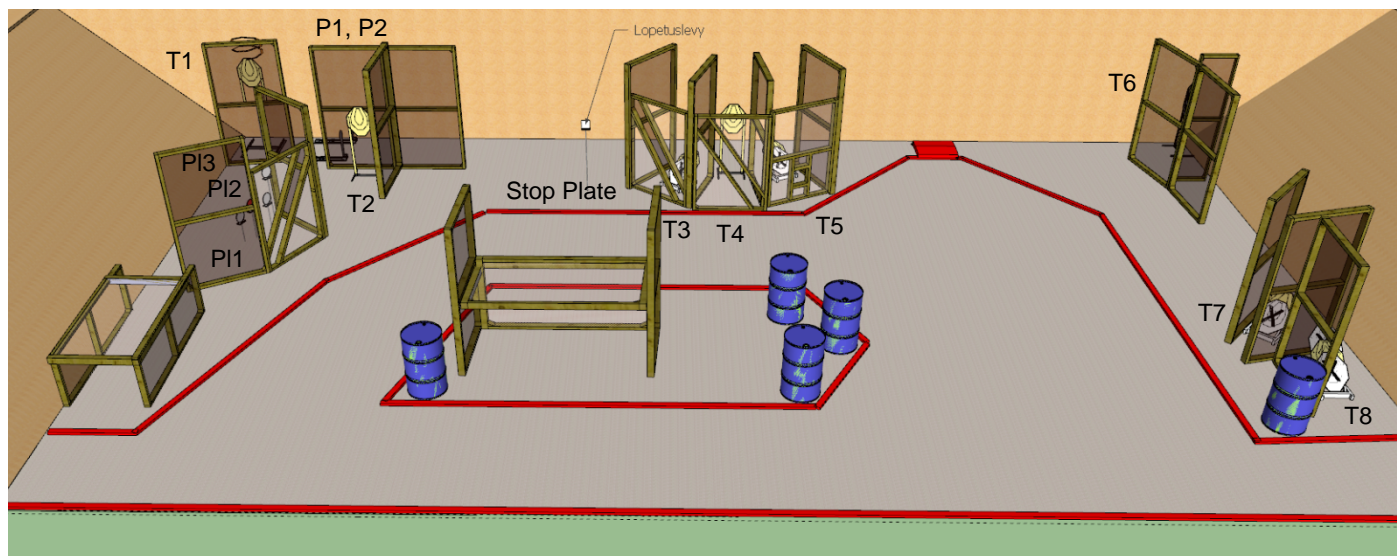
Time Start: Audible

Time Stops: Stop Plate

Location of Stop Plate: In front of the barrel that is in front of the moving target

Procedure: Upon audible signal, shoot the targets from the demarcated area. Whichever stomp plate activates the moving target, which will remain visible at rest

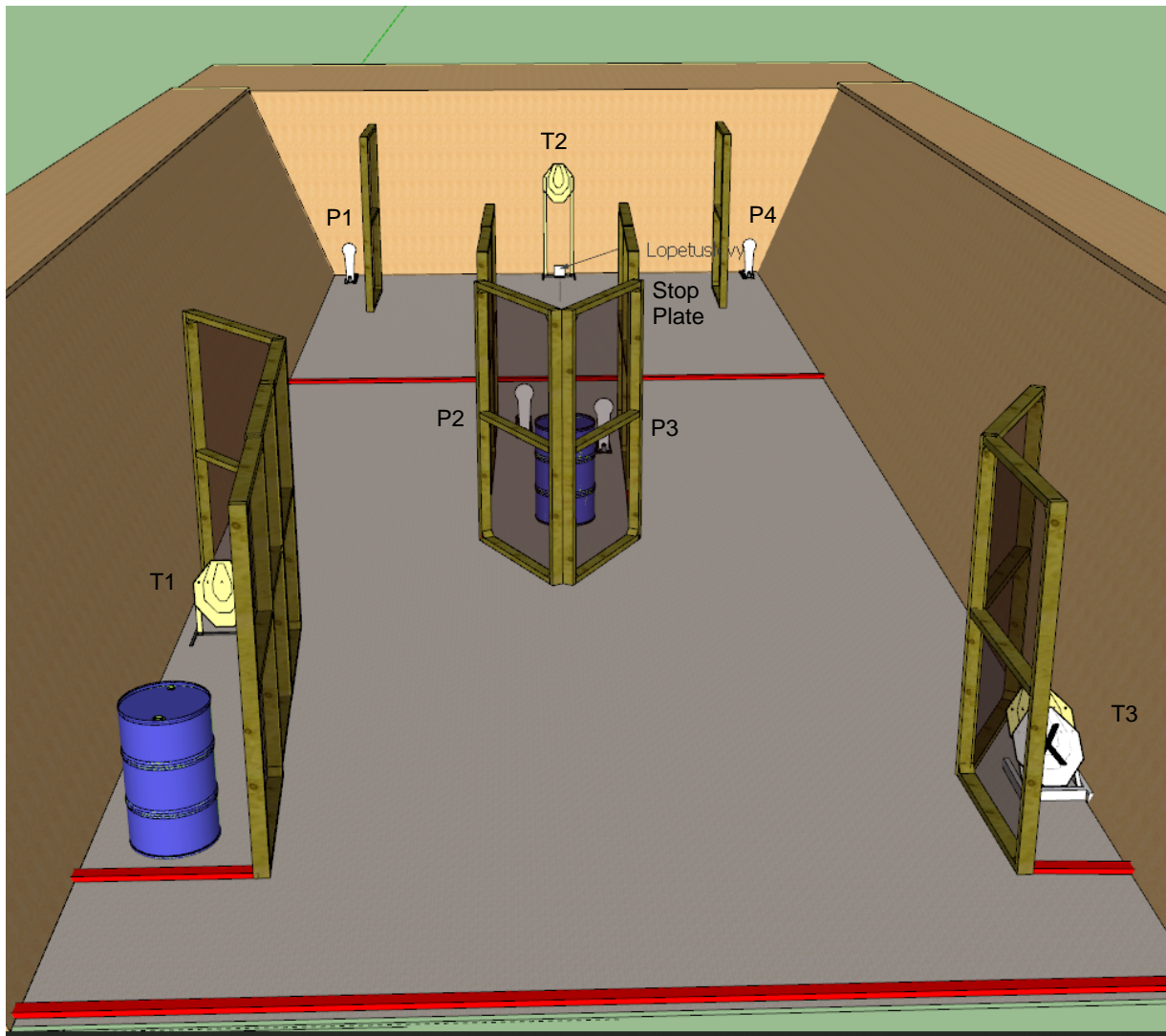
Stage 10, Medium, Bay 6



- |  |   |
|--|---|
| <p>Targets:</p> <p>Number of projectiles to be scored:</p> <p>Handgun Ready Condition:</p> <p>Start Position:</p> <p>Time Start:</p> <p>Time Stops:</p> <p>Location of Stop Plate:</p> <p>Procedure:</p> | <p>8 x IPSC Action Air targets</p> <p>5 x IPSC Action Air N/S targets</p> <p>2 x IPSC Action Air Mini Poppers</p> <p>3 x IPSC Action Air Falling Plates</p> <p>1 x IPSC Action Air N/S Falling Plates</p> <p>Action Air Stop Plate (Lopetuslevy)</p> <p>21 projectiles, 105 points</p> <p>Gun loaded and holstered</p> <p>Normal standing anywhere inside the demarcated area</p> <p>Audible</p> <p>Stop Plate</p> <p>On the left side of the group of targets at the middle of the back wall</p> <p>Upon audible signal, shoot the targets from the demarcated area. Stomp plate activates the moving target, which is not visible at rest</p> |
|--|---|



Stage 11, Short, Bay 5 (Strong hand only)



Targets:

- 3 x IPSC Action Air targets
- 1 x IPSC Action Air N/S target
- 4 x IPSC Action Air Mini Poppers
- Action Air Stop Plate (Lopetuslevy)

Number of projectiles to be scored:

10 projectiles, 50 points

Handgun Ready Condition:

Gun loaded and holstered

Start Position:

Normal standing anywhere inside the demarcated area

Time Start:

Audible

Time Stops:

Stop Plate

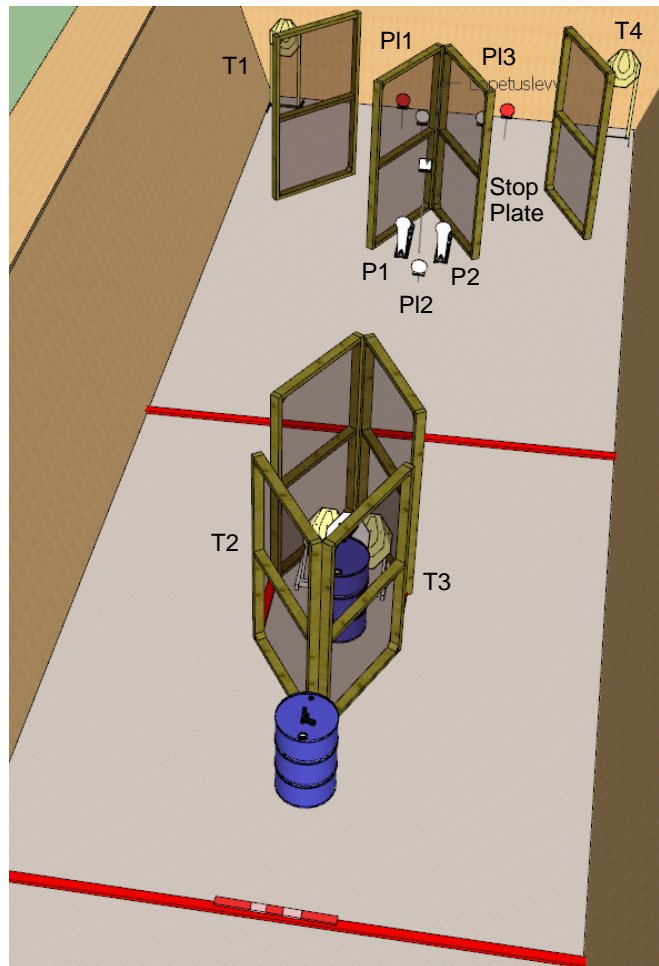
Location of Stop Plate:

At the middle of the back wall

Procedure:

Upon audible signal, shoot the targets from the demarcated area using strong hand only

Stage 12, Short, Bay 4 (Weak hand only, one shot per target to be scored)



- |                                     |  |
|-------------------------------------|--|
| Targets:                            | <ul style="list-style-type: none"> <li>4 x IPSC Action Air targets</li> <li>1 x IPSC Action Air N/S target</li> <li>2 x IPSC Action Air Mini Poppers</li> <li>3 x IPSC Action Air Falling Plates</li> <li>2 x IPSC Action Air N/S Falling Plates</li> <li>Action Air Stop Plate (Lopetuslevy)</li> </ul> |
| Number of projectiles to be scored: | 9 projectiles, 45 points   |
| Handgun Ready Condition:            | Loaded gun on the barrel and other magazines on the belt   |
| Start Position:                     | Standing wrists higher than shoulders, toes touching the marks facing uprange  |
| Time Start:                         | Audible  |
| Time Stops:                         | Stop Plate   |
| Location of Stop Plate:             | At the middle of the back wall   |
| Procedure:                          | Upon audible signal, shoot the targets from the demarcated area using weak hand only. One hit per target to be scored  |